



### District Report Card: 2017


<b>State:</b> Arunachal Pradesh	<b>District:</b> Tirap
<b>Class:</b> 5	<b>Subject:</b> Language
<b>Schools:</b> 52	<b>Students:</b> 475


### Participation/Coverage


#### Students

<div>GENDER</div> <div></div>	Boys				Girls			
	Number		%		Number		%	
	230		48.42		245		51.58	

<div>AREA</div> <div></div>	Rural				Urban			
	Number		%		Number		%	
	317		66.74		158		33.26	

<div>CATEGORY</div> <div></div>	SC		ST		OBC		GEN	
	Number	%	Number	%	Number	%	Number	%
	1	0.21	452	95.16	1	0.21	21	4.42

<div>CWSN</div> <div></div>	LD	VI	HI	S&LD	ID	Oth
	0	2	1	0	1	10

<div>Management</div> <div></div>	Government			Government-aided		
	Number		%	Number		%
	404		85.05	71		14.95

### Average Performance of Students in Language (%)

Overall	Gender		Area		Management		Social Group			
	Male	Female	Rural	Urban	Govt.	Aided	SC	ST	OBC	GEN
55.83	55.33	56.30	60.57	46.33	52.74	73.43	0.00	56.37	40.00	47.62

## Performance on Learning Outcomes (LOs)

Learning Outcomes	Description	Average Performance(%)
L504	Reads and comprehends independently storybooks, news items/ headlines, advertisements etc.	51.28
L508	Reads text with comprehension, locates details and sequence of events	58.11

Range of Performance of Students who Answered Correctly							
Below 30%		30% - 50%		50% - 75%		Above 75%	
Number	%	Number	%	Number	%	Number	%
70	14.74	145	30.53	148	31.16	112	23.58

## Lowest Performing Learning Outcomes (LOs)

- 1 - Reads and comprehends independently storybooks, news items/ headlines, advertisements etc. (51.28)
- 2 - Reads text with comprehension, locates details and sequence of events (58.11)